

Buy American, Be American™ 

ELITE
FENCE PRODUCTS, INC.



Residential Grade

Pgs. 4-5



Pool Fences

Pgs. 6-7



Custom & Estate Gates

Pgs. 8-9



Commercial Grade

Pgs. 10-11



Industrial Grade

Pgs. 12-13



Louvers & Specialty Items

Pgs. 14-15



Railing Products

Pg. 16



Pedestrian Railing

Pg. 17



Accents & Accessories

Pgs. 18-19



Elite Fence Products, Inc. was established in 1986 and is family owned and operated. We manufacture aluminum fencing, gates, and railing products utilizing only the highest quality materials available. Our management and sales staff are comprised of individuals that are highly experienced in all aspects of the fence installation and manufacturing industry. Our goal is to offer superior product with unsurpassed customer service and reliability. All aluminum fencing and gate systems carry a limited-lifetime warranty. Our fencing systems offer a solution to your project needs by enhancing the appearance of your property as well as protecting it. We continue to design and engineer unique fencing, gates, and railing products that are built to last.

Buy American, Be American™



RESIDENTIAL GRADE

1-1/8" X 1" RAILS WITH 5/8" X 5/8" PICKETS

Standard features of our products:

- ◆ Constructed of specially designed aluminum extrusions using Alloy 6065-T5 & 6063-T5
- ◆ Maintenance-Free Finish
- ◆ Limited Lifetime Warranty
- ◆ AAMA 2604 Powder Coated

*In certified testing, this finish has been proven to meet or exceed AAMA 2604-05 specifications



EFS-10



EFF-25 W/OPTIONAL WELDED
NO BRACE GATE



EFF-20 W/OPTIONAL
CIRCLES



EFF-20



WWW.ELITEFENCE.COM
VISIT OUR WEBSITE FOR MORE IMAGES AND INFORMATION



RESIDENTIAL GRADE

1-1/8" X 1" RAILS WITH 5/8" X 5/8" PICKETS



EFF-25



EFF-25



EFS-55



EFS-15 W/ OPTIONAL SHORT SPEARS



Black	
Matte Black	
White	
Quaker Bronze	
Matte Quaker Bronze	
Walnut Brown	
Beige	
Sandstone	
Hartford Green	

*Colors shown are simulated and may vary.

PROUDLY MADE IN AMERICA
EXTRUDED & ASSEMBLED



POOL FENCES

WE OFFER A VARIETY OF STYLES & HEIGHTS TO MEET NATIONAL POOL CODES INCLUDING BOCA



LIFEGARD



EFF-20



EFF-20 W/ OPTIONAL 1 5/8" SPACING



EFF-10



WWW.ELITEFENCE.COM
VISIT OUR WEBSITE FOR MORE IMAGES AND INFORMATION

We are environmentally responsible



POOL FENCES

WE OFFER A VARIETY OF STYLES & HEIGHTS TO MEET NATIONAL POOL CODES INCLUDING BOCA



EFF-25



EFF-20 W/ OPTIONAL L CIRCLES



EFF-20 4' HIGH MODIFIED
FOR BOCA



EFF-20



PROUDLY MADE IN AMERICA
EXTRUDED & ASSEMBLED



CUSTOM & ESTATE GATES



EFF-20 CURVE TOP DOUBLE DRIVE
W/ LOGOS



EFF-20 ESTATE GATE W/OPTIONAL
BRACING



EFS-10 ESTATE GATE W/OPTIONAL
TRIS & CIRCLES



EFS-10 ESTATE GATE W/OPTIONAL
GOLD QUADS



WWW.ELITEFENCE.COM
VISIT OUR WEBSITE FOR MORE IMAGES AND INFORMATION

We are environmentally responsible



CUSTOM & ESTATE GATES



EFS-10 CURVE TOP GATE W/ OPTIONAL CIRCLES
TOP & BOTTOM, QUAD FINIALS & CUSTOM LOGOS



EFS-10 ESTATE GATE W/ CUSTOM SS,
CIRCLES & QUADS



EFF-20 ESTATE GATE



EFF-20 CURVE TOP GATE W/
CUSTOM LOGOS

**GATES CAN BE CUSTOMIZED TO
MATCH ANY DECOR AND FIT
ANY OPENING**

PROUDLY MADE IN AMERICA
EXTRUDED & ASSEMBLED



COMMERCIAL GRADE

1-1/8" X 1-3/4" RAILS WITH 3/4" X 3/4" PICKETS



EFS-10



EFS-10 W/ OPTIONAL QUADS & CIRCLES



EFF-20 W/ NO PICKET THROUGH THE BOTTOM



EFS-55



WWW.ELITEFENCE.COM
VISIT OUR WEBSITE FOR MORE IMAGES AND INFORMATION

We are environmentally responsible



COMMERCIAL GRADE

1-1/8" X 1-3/4" RAILS WITH 3/4" X 3/4" PICKETS



EFF-20



LIFEGARD



EFF-20



EFF-25 W/ OPTIONAL TRIS



Black	
Matte Black	
White	
Quaker Bronze	
Matte Quaker Bronze	
Walnut Brown	
Beige	
Sandstone	
Hartford Green	

*Colors shown are simulated and may vary

PROUDLY MADE IN AMERICA

EXTRUDED & ASSEMBLED



INDUSTRIAL GRADE

1-5/8" X 1-5/8" RAILS WITH 1" X 1" PICKETS



EFF-20 NO PICKET THROUGH THE BOTTOM



EFF-10



EFF-20



EFF-66



WWW.ELITEFENCE.COM
VISIT OUR WEBSITE FOR MORE IMAGES AND INFORMATION

We are environmentally responsible



CANTILEVER GATE DESIGNS



EFS-10 W/OPTIONAL 2-RAIL
ESTATE TOP



FRAME ONLY W/ BARBED WIRE
ZIPTRACK™



EFF-20 ZIPTRACK™



FRAME ONLY W/ BARBED WIRE
DUAL TRACK ZIPTRACK™

- ◆ GATES AVAILABLE TO SECURE ANY OPENING
- ◆ TUBULAR DIAGONAL BRACING—NO TRUSS RODS OR CABLES TO ADJUST OR BREAK
- ◆ 5 YEAR LIMITED WARRANTY
- ◆ ENCLOSED LOWER GUIDE WHEEL FEATURE AVAILABLE



LOUVERS AND PRIVACY



HYBRID PRIVACY FENCE
CALL FOR DETAILS



LOUVERED
DOUBLE GATE



LOUVERED
DOUBLE GATE



LOUVERED
DOUBLE GATE



WWW.ELITEFENCE.COM
VISIT OUR WEBSITE FOR MORE IMAGES AND INFORMATION



SPECIALTY ITEMS



EF8-55 CUSTOM
PANELS



EFF-20 ARBOR



EF8-10 W/ PLUGS &
TRANSOMS



EFF-20 CUSTOM PANEL
DESIGN



AAMA 2604 COMPLIANT



PROUDLY MADE IN AMERICA

EXTRUDED & ASSEMBLED



RAILING PRODUCTS



EFR-20 W/ 1-5/8"
ROUND TOP *



EFR-20 W/1-3/8" ELITE TOP™



EFR-20 W/1-3/8" ELITE TOP™



EFR-20 W/2-1/2" TOP COVER *

*Shown with Rail End & Continuous Top Installation.



WWW.ELITEFENCE.COM
VISIT OUR WEBSITE FOR MORE IMAGES AND INFORMATION



PEDESTRIAN RAILING



MEETS AASHTO LRFD REQUIREMENTS



PROUDLY MADE IN AMERICA
EXTRUDED & ASSEMBLED



ACCENTS & ACCESSORIES



EFS-10 W/ OPTIONAL QUADS & CIRCLES TOP & BOTTOM



Ball Cap



Quad Finial



Tri Finial




Fleur-De-Lis Finial



Circles



Butterfly Scroll



VISIT OUR WEBSITE FOR MORE CUSTOM OPTIONS & COLORS

WWW.ELITEFENCE.COM



ACCENTS & ACCESSORIES



Rail End



Swivel Rail End



2 Piece Wedge Type



Welded Plate



Screw Boss

FLANGE OPTIONS



Standard Hinge



Heavy Duty Hinge



Gorilla Hinge



Decorative 2 Piece Flange Cover



EFF-20 CUSTOM BLUE

A VARIETY OF FENCE INSTALLATION AND MOUNTING
OPTIONS ARE AVAILABLE

CUSTOM COLORS ARE AVAILABLE ON ALL FENCES,
GATES, AND ACCESSORIES

PROUDLY MADE IN AMERICA

EXTRUDED & ASSEMBLED





	Residential	Avalanche Series™	Commercial	Industrial/Heavy Ind.
Post	2" x 2" x .060 Wall*	2" x 2" x .060 Wall*	2" x 2" x .060 Wall*	2-1/2" x 2-1/2" x .075 or .100 Wall
	2" x 2" x .080 Wall	2" x 2" x .080 Wall	2" x 2" x .080 Wall	3" x 3" x .125 Wall
	2" x 2" x .125 Wall	2" x 2" x .125 Wall	2" x 2" x .125 Wall	4" x 4" x .125 or .250 Wall
	2-1/2" x 2-1/2" x .075 or .100 Wall	2-1/2" x 2-1/2" x .075 or .100 Wall	2-1/2" x 2-1/2" x .075 or .100 Wall	6" x 6" x .125 or .250 Wall
Horizontal Rails	1-1/8" x 1"	1-1/8" x 1" for Residential 1-3/8" x 1-1/4" for Commercial	1-1/8" x 1-3/4"	1-5/8" x 1-5/8"
Enclosed Bottom	N/A	N/A	N/A	Heavy Industrial Only
Side Walls	.082	.082	.082	.100
Top Walls	.062	.062	.062	.070
Pickets	5/8" x 5/8" x .050 Wall or 5/8" x 3/4" x .050 Wall or 5/8" x 1" x .050 Wall	5/8" x 5/8" x .050 Wall or 5/8" x 1" x .050 Wall For Residential 3/4" x 3/4" x .050 Wall or 3/4" x 1" x .062 Wall For Commercial	3/4" x 3/4" x .050 Wall or 3/4" x 1" x .062 Wall	1" x 1" x .062 Wall
Picket Spacing	3-13/16" or 1-5/8"	3-13/16" or 1-5/8" for Residential 3-3/4" or 1-1/2" for Commercial	3-3/4" or 1-1/2"	3-3/4" or 1-3/8"
Heights	3, 3 1/2, 4, 4 1/2, 5, & 6 Feet	3, 3 1/2, 4, 4 1/2, 5, & 6 Feet	3, 3 1/2, 4, 4 1/2, 5, & 6 Feet	3, 3 1/2, 4, 5, 6, 7, 8 & 10 Feet
Panel Length	6'	6' for Residential 6' or 7' 6" for Commercial	6' or 7' 6"	6' 3" or 8'

Panels come fully assembled in above Heights & Lengths. Custom Heights are available. Please call for details.

Screws: 410 Stainless Steel corrosion resistant. The heads are coated with Zinc and yellow Chromate, then painted to match the fence.

Colors Available: Black, Matte Black, White, Quaker Bronze, Matte Quaker Bronze, Walnut Brown, Beige, Sandstone, & Hartford Green. Custom colors are available upon request.

***Not available in Walnut Brown, Beige, Sandstone or Hartford Green**



Residential



Avalanche Series™
No Exposed Screws



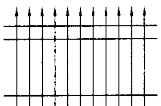
Commercial




Industrial



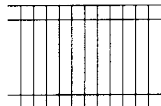
Heavy Industrial
No Exposed Screws




EFS-10



EFS-15




EFF-20



EFF-25



EFS-50



EFS-55



LifeGuard

Buy American, Be American™



Manufactured by:
Elite Fence Products, Inc.
50925 Richard W Blvd.
Chesterfield Twp., MI 48051
T: 800.783.1331
P: 586.468.4448
F: 586.468.4884
WWW.ELITEFENCE.COM

