


Exclusive Cantilever Gates



ELITE FENCE PRODUCTS, INC.

ZipTrack™ Chainlink Gates



All Gates
Feature
Enclosed
Lower Guide
Wheels

Dual Track Frame Only Plus Barb



Dual Track Frame Only Plus Barb



Frame Only Plus Barb



Frame Only Plus Barb



- GATES AVAILABLE TO SECURE ANY OPENING
- TUBULAR DIAGONAL BRACING, NO TRUSS RODS OR CABLES TO BREAK OR ADJUST
- LOWER FRAME WITH TOTALLY ENCLOSED GUIDE WHEEL, ELIMINATES THE PINCH POINT AND HELPS REDUCE LATERAL MOVEMENT.

WWW.ELITEFENCE.COM

VISIT OUR WEBSITE FOR
MORE IMAGES AND INFORMATION

PROUDLY MADE IN AMERICA
EXTRUDED & ASSEMBLED



ZipTrack™ Ornamental Gates



EFS-10 w/Optional 2-Rail Estate Top



EFS-66



EFF-20



EFS-50

Elite Fence Products was established in 1986 and is family owned and operated. Elite manufactures aluminum fencing, railing and gate products utilizing only the highest quality materials available. The management and sales staff is comprised of individuals who are highly experienced in all aspects of the fence installation and manufacturing industry. All products are manufactured and powder coated in our state-of-the-art facility located in Harrison Township, Michigan.



ZipTrack™ Box Frame



Box Frame, Frame Only Plus Barb



Tail Section w/Bracing



End View



ZipTrack™ Box frame gates are available to secure 41'-60' single gate openings and 82'-120' double drive openings.

WWW.ELITEFENCE.COM

VISIT OUR WEBSITE FOR
MORE IMAGES AND INFORMATION

PROUDLY MADE IN AMERICA
EXTRUDED & ASSEMBLED



ZipTrack™ Custom Designs



Custom Frame Only Gate



Frame Only w/PVC Infill



Frame Only Plus Barb with Wood Infill



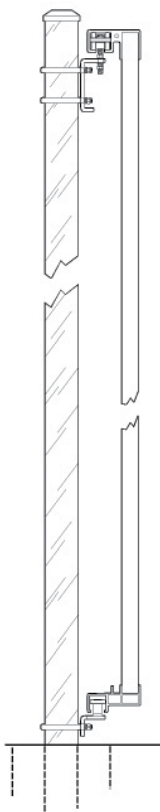
Frame Only w/Optional Slats Installed

ZipTrack™ Gates with solid panel infill must have a minimum of 1" air gaps between boards. Infill must cover the opening section of the gate only.

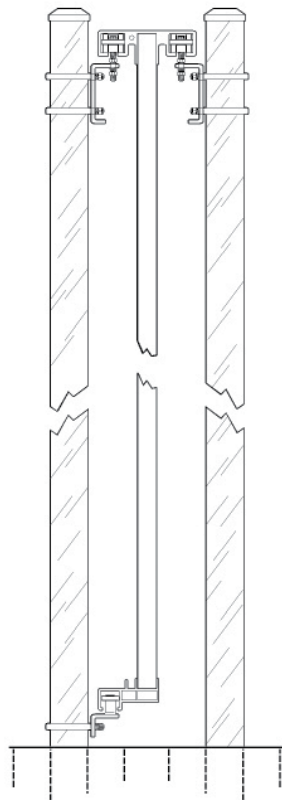


ZipTrack™ Aluminum Cantilever Gates


ZipTrack™ Single Track



ZipTrack™ Dual Track



ZipTrack™ Box Frame



	Single Gate Opening	Double Drive Opening
ZipTrack™ Single Track	4'-30'	8'-60'
ZipTrack™ Dual Track	31'-40' **	62'-80' **
ZipTrack™ Box Frame	41'-60' **	82'-120' **
	Heights	Colors
ZipTrack™ Ornamental Gates	3' High-10' High	Black, White, Quaker Bronze, Hartford Green, Walnut Brown, Beige, Sandstone *
ZipTrack™ Frame Only	4' High-12' High	Mill Finish, Black, Chainlink Brown, Chainlink Green *
ZipTrack™ Frame Only Plus Barb	6'+1' High-12'+1' High	Mill Finish, Black, Chainlink Brown, Chainlink Green *
*Custom Colors available and quoted per request		**Some assembly may be required

The use of safety post is strongly recommended for single track gates.



WWW.ELITEFENCE.COM

VISIT OUR WEBSITE FOR
MORE IMAGES AND INFORMATION

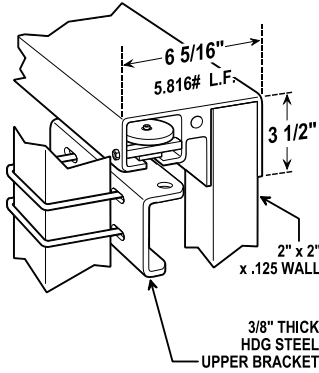
PROUDLY MADE IN AMERICA
EXTRUDED & ASSEMBLED



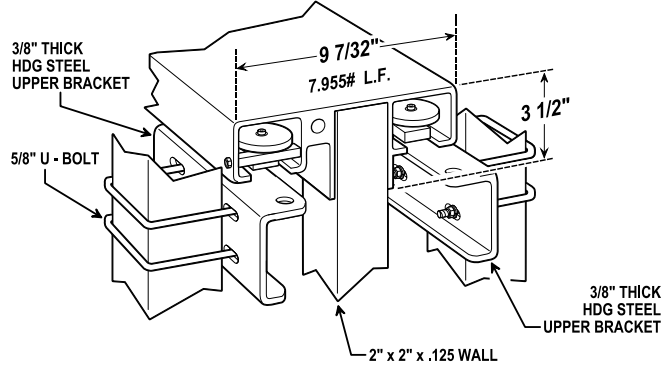
All images and data in this document are property of Elite Fence Products, Inc.

ZipTrack™ Components & Hardware

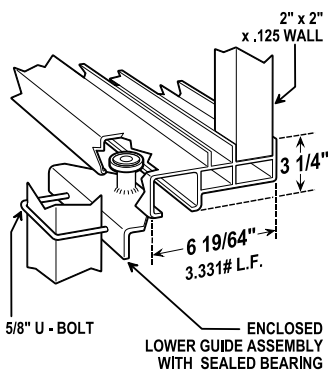
ZipTrack™ Upper Track



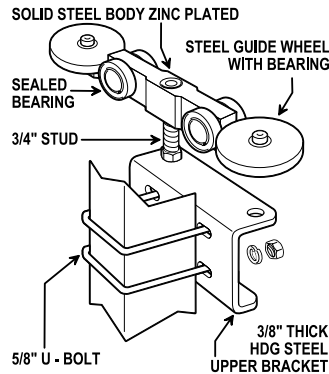
ZipTrack™ Dual Track



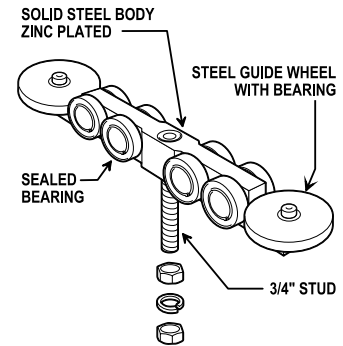
ZipTrack™ Lower Track



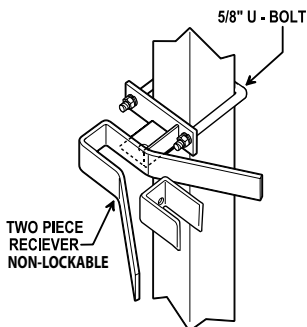
ZipTrack™ Z4 Truck Assembly



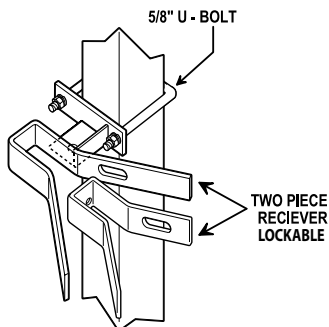
ZipTrack™ Z8 Truck Assembly



ZipTrack™ Operated & Manual Receiver



FOR USE WITH OPERATED GATES



FOR USE WITH MANUAL GATES



Manufactured by:

Elite Fence Products, Inc.

25551 Joy Blvd.

Harrison Twp., MI 48045

Phone (586) 468-4448

Toll-Free 1-800-783-1331

Fax (586) 468-4884

www.elitefence.com



Specifications – ZipTrack™ Aluminum Cantilever Slide Gate

As manufactured by Elite Fence Products, Inc. shall conform to the following specifications:
FS RR-191/2D Type III & IV and ASTM F 1184-88.

FULLY FABRICATED GATE – The gate will be fabricated in Elite Fence Product's Plant. The frames and tracks are fabricated from extrusions (6061-T6). The upper track weighs 5.816# per foot and lower 3.331# per foot. The upper and lower tracks will be welded and/or bolted to 2" x 2" x .125 Wall tubes at 1.106# per foot vertical framing. Each section for the tail will be X-braced with two (2) 2" x 2" x .125 Wall tubes at 1.106# per foot. Each front section will have one (1) 1" x 2" tube at .824# per foot diagonal brace for ornamental gates, or (1) 2" x 2" x .125 Wall tube at 1.106# per foot diagonal brace for chainlink gates. Frame only gates made for chainlink may be shipped with the wire in place or the wire can be installed at the job site. The fabric will be held in place by tension bars, aluminum tension bands and bolts. Barbwire will be held in place by aluminum brace bands and bolts.

ORNAMENTAL PICKET TYPE GATES – The upper track will have holes punched to accept 1" x 1" x .062 wall picket, the pickets will be attached by welding or using 410 stainless steel screws. The heads are coated with zinc and yellow chromate, and then painted to match the color of the gate. All gates are manufactured with no picket through bottom to meet UL 325.

KNOCKED DOWN GATE – A knocked-down gate can be supplied ready to assemble. All hardware is furnished and all necessary holes are pre-drilled.

TRUCK ASSEMBLY – Two (2) swivel type truck assemblies consisting of a solid steel zinc plated body, utilizing a 3/4" mounting stud. Each having two (2) axles press fitted to the main body. The axles are then press fitted with four (4) permanently lubricated sealed ball bearing wheels mounted vertically for rolling the gate. Two (2) top mounted steel horizontal rolling wheels with sealed bearings are used for alignment.

LOWER GUIDES – Two permanently lubricated sealed ball bearing wheels are mounted to the gate post and should be vertically centered in the lower track. All brackets and gate latches will be galvanized after fabrication.

ZipTrack™ Aluminum Cantilever Gates and Truck Assemblies are covered under a Five Year Limited Warranty.



We are environmentally responsible

Manufactured by:

Elite Fence Products, Inc.
50925 Richard W Blvd.
Chesterfield Twp., MI 48051
Phone (586) 468-4448
Toll-Free 1-800-783-1331
Fax (586) 468-4884

www.elitefence.com



Distributed by:



PROUDLY MADE IN AMERICA
EXTRUDED & ASSEMBLED